Task O3/A4

TECHNICAL IMPROVEMENTS OF OER

INTRODUCTION

This report is included in the task *"O3-A4. Technical improvements of OER"*, corresponding to Intellectual Output 3 "*OER for training and raising awareness*" of the NanoSafe project.

Open Educational Resources (OER) refers to digital teaching, learning and research materials that allow for their use, adaptation, and redistribution by others without restriction or with limited restrictions. The OER phenomenon is of great importance and interest in the future of teaching and education, both in vocational training and university settings.

The aim of this task has been the testing of the OER produced among external experts and students from the different organisations providing courses related to stone and/or safety in the workplace. These tests have provided the consortium with very important information that has been taken into account to improve the OER and the 3D training tool.

Based on activities A2, A3 and A4 of this O3, the OER and the ICT-based tool have been improved and the beta version of the OER has been modified with the identified improvements.

The technical improvements of NanoSafe OER and all the information about the project are available in the following url:

- NanoSafe project web: https://www.nanosafeproject.eu/

Contents

1. NanoSafe website

1.1. Development of NanoSafe website

This website of the NanoSafe project was created by DNV during the first period of the project and it is used as a common place to share the products of the project and base of the dissemination activities.

The first steps for the creation of this web page were taken in the first meeting of the project, where DNV, as the partner in charge of the development of the web page and the platform, proposed some of the web addresses which were valid for the project, and which were available. Between all the partners they decided that it would be https://www.nanosafeproject.eu/

As it can be seen in the image below, the logo of the project appears on the web page.

Figure 1. Screenshot of the main page of the NanoSafe project website.

You can click on the different sections of the website and enter each of them.

Once all the graphic details of the website, the menu and the logos had been decided, designed and implemented, basic information about the project began to be included, such as the summary, the objectives, the list of reports developed throughout the project, etc. And, subsequently, the finalised documents resulting from the research and studies carried out by the project partners have been uploaded.

The NanoSafe website includes the main intellectual outputs of the project, such as the products (https://www.nanosafeproject.eu/nanosafe-products/), 3D training animations and the OER (https://www.nanosafeproject.eu/oer/)

In the ANNEX I, it can be checked a promotional report about content of the training tool that has been uploaded to YouTube. The link to the playlist of NanoSafe Project is here.

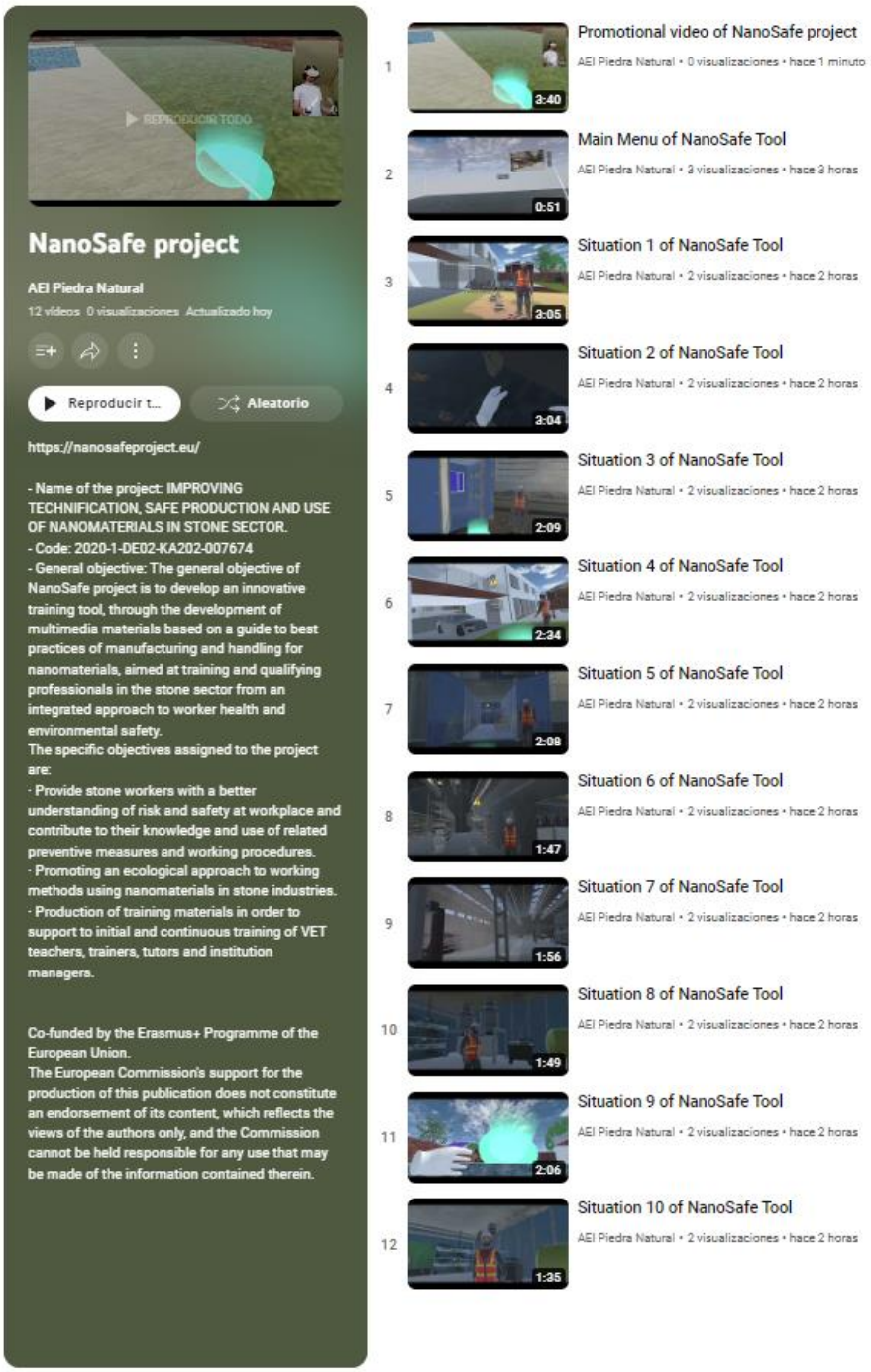

It should be noted that the entire website is available in all project partners' languages as well as in English. For the translation of the available contents, all project partners were involved by providing translations into their mother tongues, as well as making corrections to the English translations.

Currently, the NanoSafe platform is finished, as it is considered a dynamic tool and is fed by each and every product and result of the project. Therefore, as the project progressed and tasks were completed, this platform has been updated and completed. The following sheets summarise the contents of the website.

1.2. Presentation of NanoSafe website

In the following image you can see the different sections available on the NanoSafe project website and the links to each of them.

HOME: https://www.nanosafeproject.eu/

Figure 2. HOME screenshot.

PROJECT: https://www.nanosafeproject.eu/project/

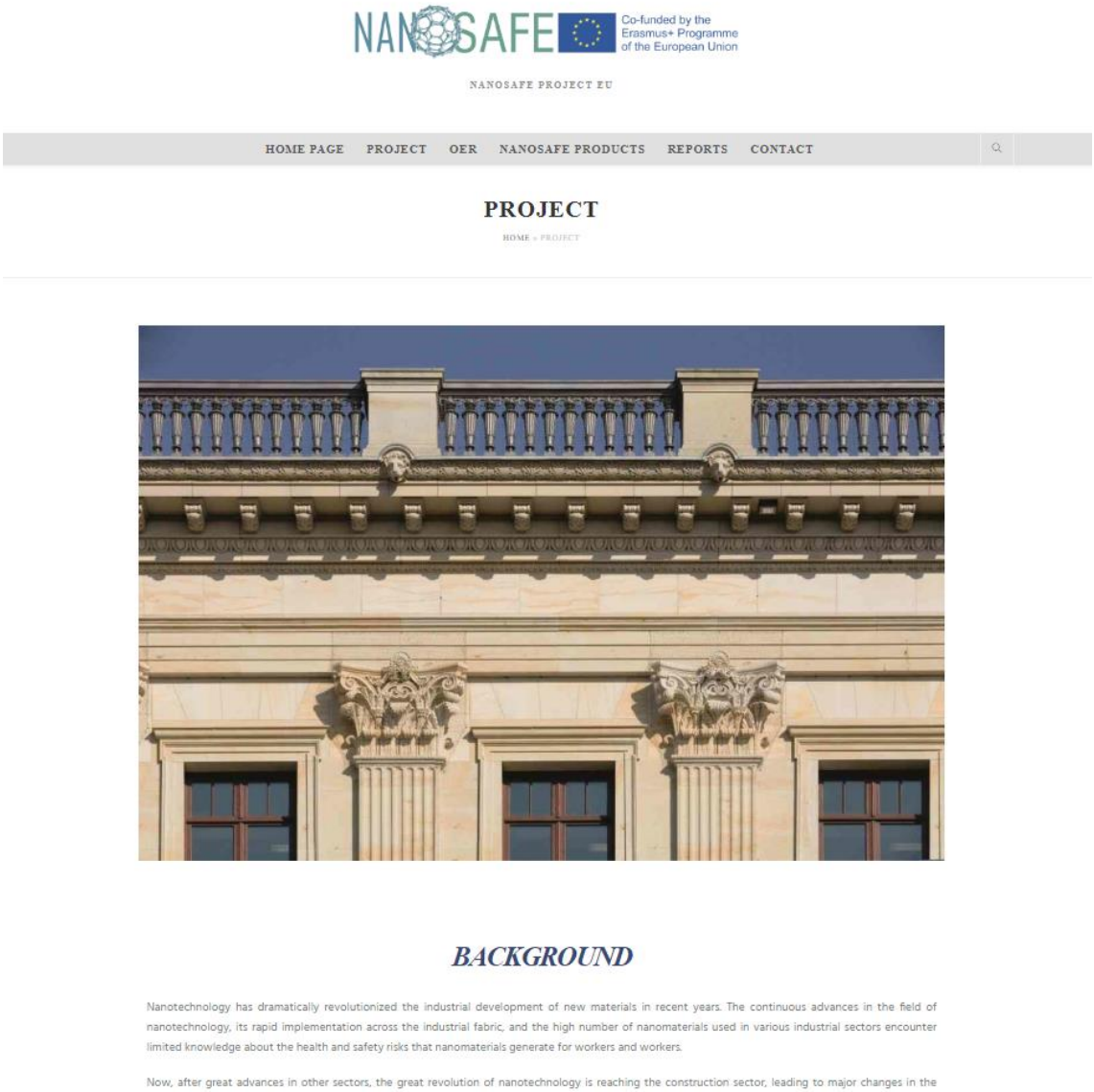

Figure 3. PROJECT screenshot.

OER: https://www.nanosafeproject.eu/oer/

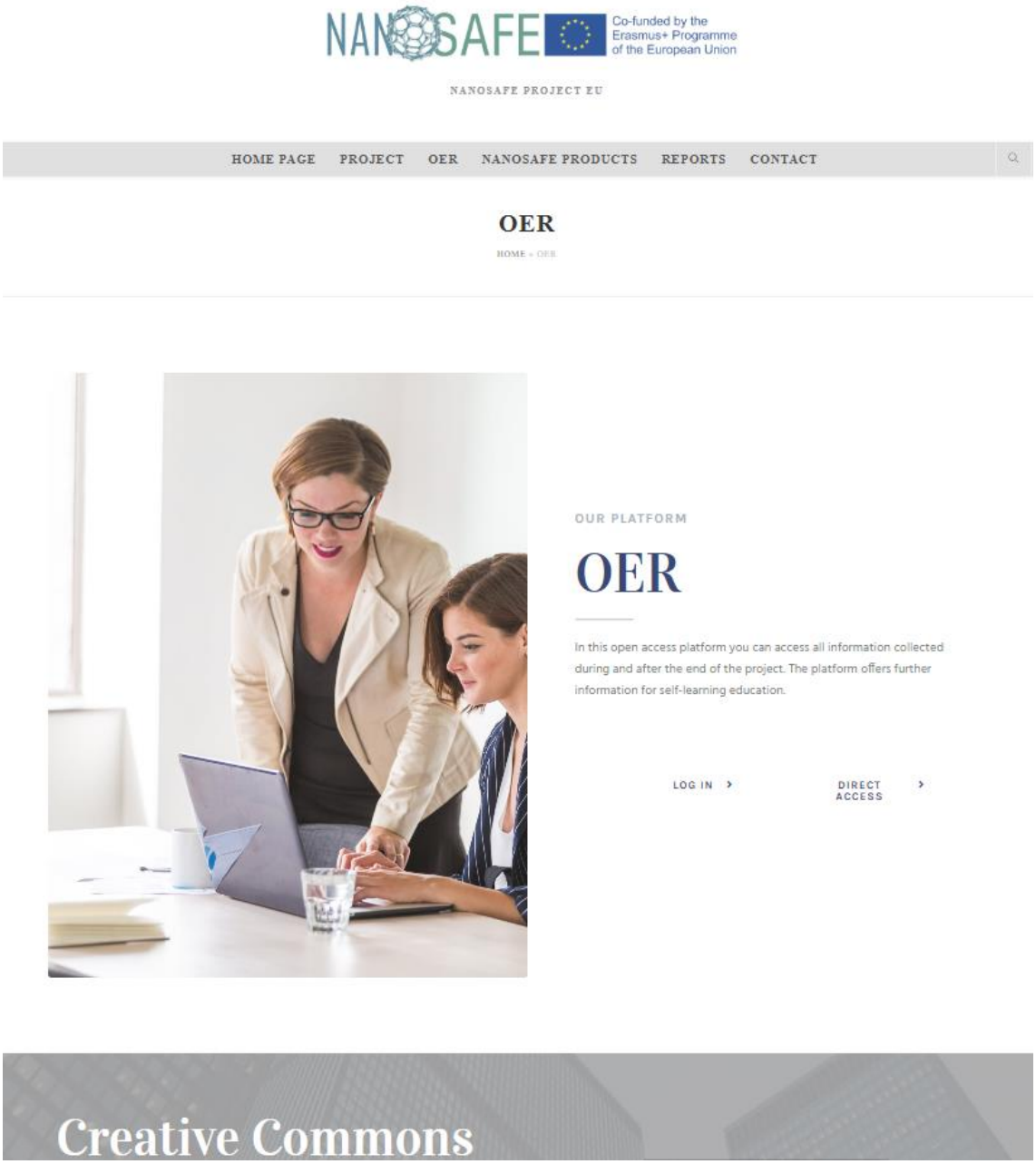

Figure 4. OER screenshot.

NanoSafe PRODUCTS: https://www.nanosafeproject.eu/nanosafe-products/

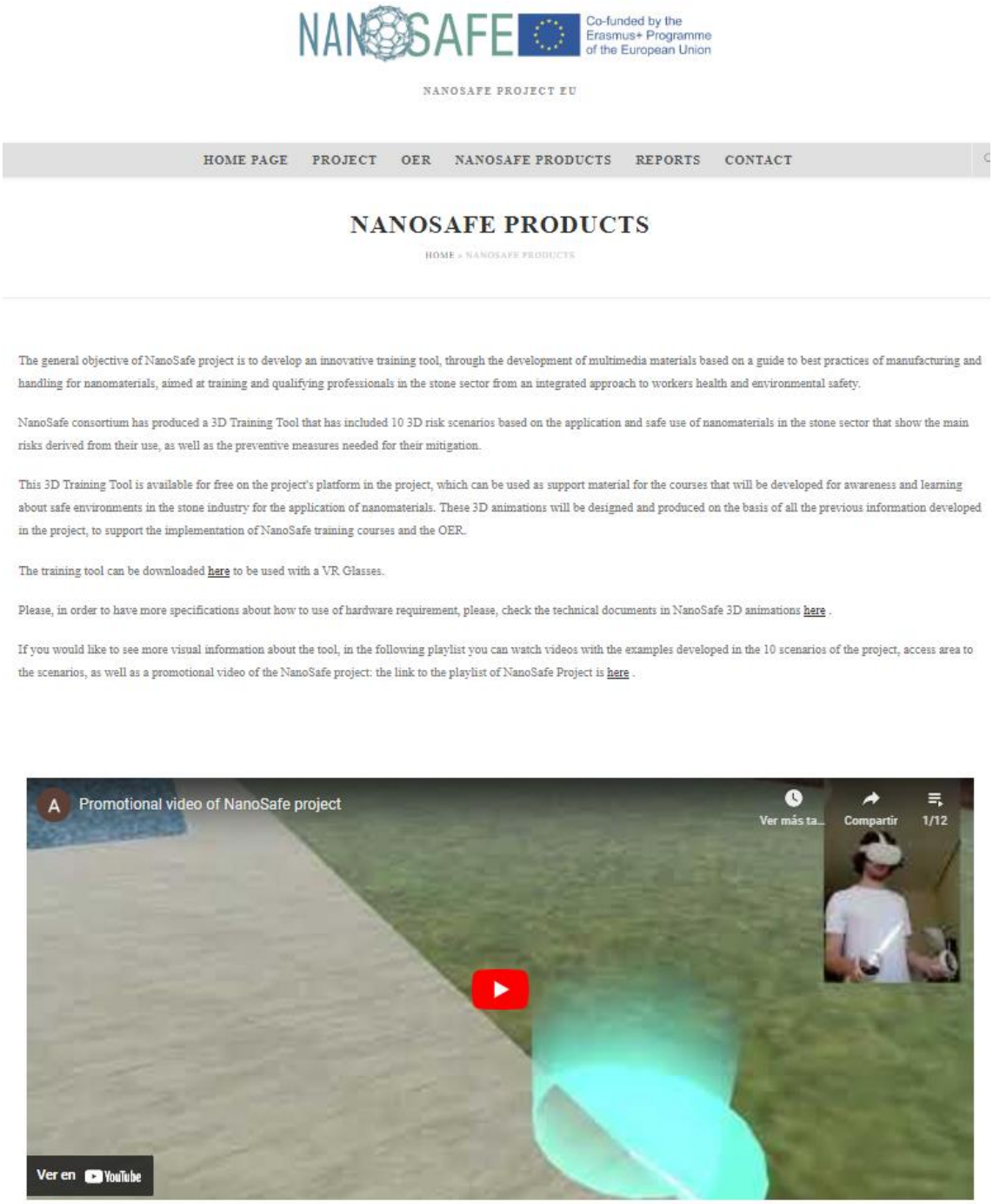

NANOSAFE Co-funded by the Erasmus+ Programme of the European Union

NANOSAFE PROJECT EU

HOME PAGE PROJECT OER NANOSAFE PRODUCTS REPORTS CONTACT

NANOSAFE PRODUCTS

HOME » NANOSAFE PRODUCTS

The general objective of NanoSafe project is to develop an innovative training tool, through the development of multimedia materials based on a guide to best practices of manufacturing and handling for nanomaterials, aimed at training and qualifying professionals in the stone sector from an integrated approach to workers health and environmental safety.

NanoSafe consortium has produced a 3D Training Tool that has included 10 3D risk scenarios based on the application and safe use of nanomaterials in the stone sector that show the main risks derived from their use, as well as the preventive measures needed for their mitigation.

This 3D Training Tool is available for free on the project's platform in the project, which can be used as support material for the courses that will be developed for awareness and learning about safe environments in the stone industry for the application of nanomaterials. These 3D animations will be designed and produced on the basis of all the previous information developed in the project, to support the implementation of NanoSafe training courses and the OER.

The training tool can be downloaded here to be used with a VR Glasses.

Please, in order to have more specifications about how to use of hardware requirement, please, check the technical documents in NanoSafe 3D animations here .

If you would like to see more visual information about the tool, in the following playlist you can watch videos with the examples developed in the 10 scenarios of the project, access area to the scenarios, as well as a promotional video of the NanoSafe project: the link to the playlist of NanoSafe Project is here .

Figure 5. NanoSafe PRODUCTS screenshot. Link to the promotional video: https://youtu.be/0xWzktdKA0o?list=PLsofEA09jEWx1WPVqWaLCok-aKYyC--Si

REPORTS: https://www.nanosafeproject.eu/reports/

NANOSAFE PROJECT EU

HOME PAGE PROJECT OER NANOSAFE PRODUCTS REPORTS CONTACT

REPORTS

HOME » REPORTS

HERE YOU WILL FIND ALL DOCUMENTS AND REPORTS FROM THE NANOSAFE PROJECT

O1. GUIDELINE ON RISKS, HEALTH AND ENVIRONMENTAL MEASURES FOR THE SAFE MANUFACTURE AND USE OF NANOMATERIALS IN THE STONE SECTOR.

O1/A1. Comparative study on the standard for the application of nanomaterials on stone products.

O1/A2. Report on the main risk situations in the production and use of nanomaterials in the stone sector.

O1/A3. Report on the level of health and environmental prevention measures in the participating countries.

O1/A4. Common guide to preventive measures for the safe manufacture and use of nanomaterials in the stone sector.

O1/A5. Technical Conclusions of the First International Seminar in Athens (Greece).

O2 MANUFACTURE OF A 3D TRAINING TOOL FOR THE APPLICATION OF NANOMATERIALS IN THE STONE AREA.

O2/A1. Defining the key situations.

O2/A2. Structuring of the 10 most important risk situations.

O2/A3. Production of the scripts of the 3D animations for the security training environment.

O2/A4. Production of 3D animations for safety training environments.

O2/A5. Technical Conclusions of the Second International Seminar in Padua (Italy).

O2/A6 implementation of improvements. Technical improvement of 3D animations

O3. OER FOR TRAINING AND AWARENESS RAISING.

O3/A1. Production of the Open Educational Resource.

O3/A2. OER IT Quality Assessment Report.

O3/A3. Report on the evaluation of the educational quality of the pilot course.

Figure 6. REPORTS screenshot.

CONTACT: https://www.nanosafeproject.eu/contact/

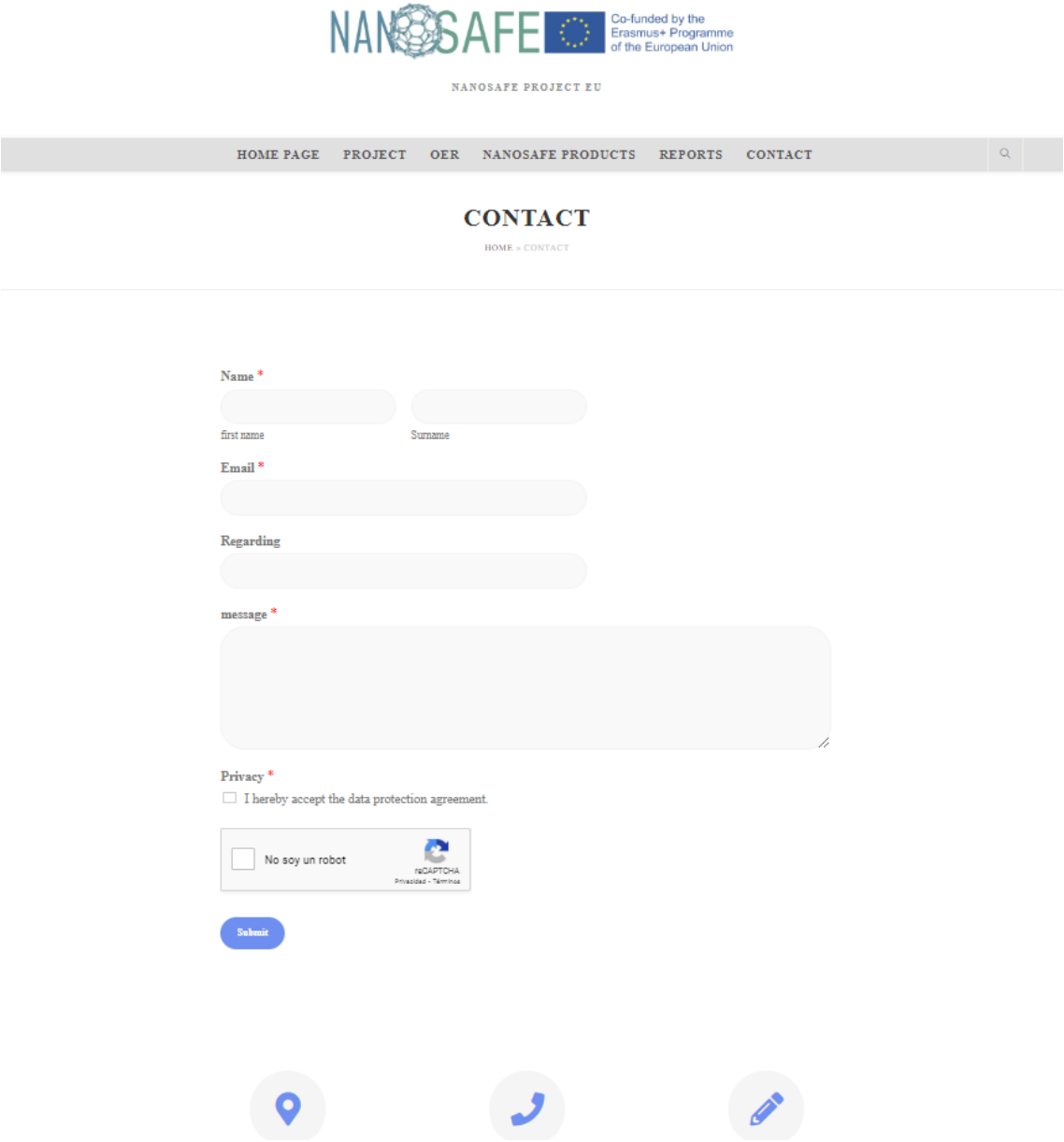

Figure 7. CONTACT screenshot.

2. NanoSafe Open Educational Resource (OER)

This OER has as its basic educational product (safety guides, 3D animations, regulations, recommendations, etc.) the information developed in O1 as well as the 3D Training Tool.

The OER is freely accessible, as well as openly licensed documents and media that are useful for teaching, learning and assessment, as well as for research, with the aim of leading the trend in the field of distance/open education and distance learning.

The OER of the NanoSafe project is available in the link: https://www.nanosafeproject.eu/oer/

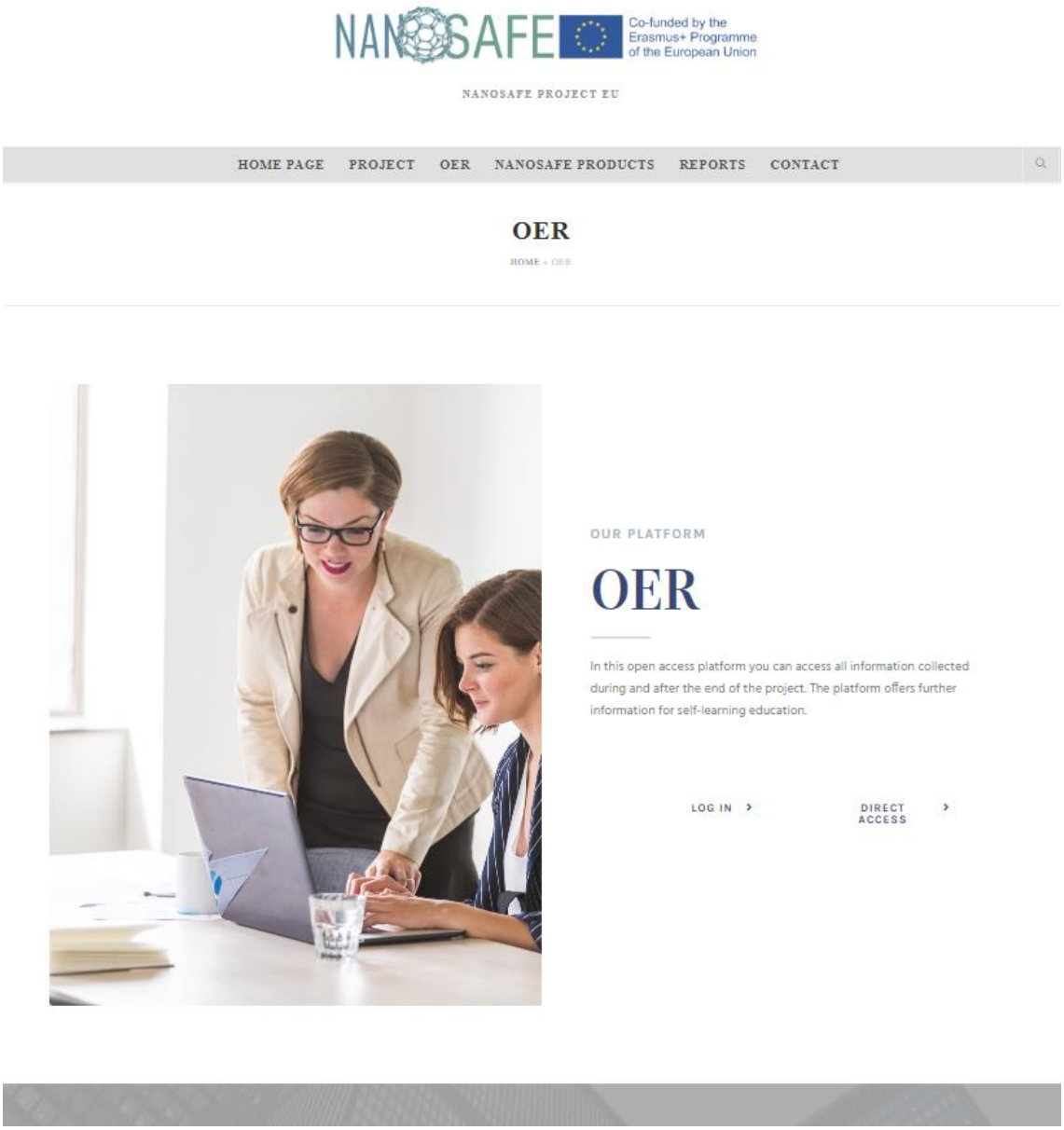

Figure 8. OER screenshot.

So that this Open Educational Resource can contain all the information and contents of the project in an orderly and intuitive way for consultation, it was decided to divide it into as many sections as different contents would contain.

Figure 9. DIRECT ACCESS screenshot.

That is, within the Direct Access the following sections were created and are available in https://www.nanosafeproject.eu/oer/direct-accsess/:

- REGULATIONS: https://www.nanosafeproject.eu/oer/direct-accsess/regulations/
- TECHNICAL DOCUMENTS: https://www.nanosafeproject.eu/oer/direct-accsess/technical-documents/
- NANOSAFE 3D ANIMATIONS: https://www.nanosafeproject.eu/oer/direct-accsess/#

2.1. Technical improvements of OER

After testing the OER produced, very important feedback was provided to the consortium and taken into account to improve the OER and the 3D training tool, so the beta version of the OER was modified with the improvements identified in the evaluation carried out. The OER now has all these improvements.